

LTM/CBD Texas Farms

Que Rollo CBD Clove Muscle Warming Gel Roll On

Brick Colored Label-HEB Special

LOT#QR5-23GVL-TST571

Finished Product Manufactured by Cosmetic Labs

3131 Premier Drive

Irving, Texas 75063

Contact: Cindy Kim, Regulatory Specialist

972-986-9098

Raw Input Isolate Supplier

CBD Texas Farms/ HD Distributors/ Cabaniss Extraction
Labs

7128 Rosson Ln Suite 6

Laredo, Texas 78045

Contact: Kimberly Tijerina, President

956-763-5902

CBD Texas Farms
 7128 Rosson Ln, Suite 6
 Laredo, TX 78041
 kimberlytjjerina@icloud.com
 956-763-5902

Sample: 07-03-2023-35472
 Sample Received: 07/03/2023;
 Report Created: 07/06/2023; Expires: 07/05/2024

Que Rollo Muscle Gel Roll On
 Topical



ND%
 Total THC

ND%
 Δ-9 THC

19.655 mg/mL
 Total Cannabinoids

19.655 mg/mL
 Total CBD

Cannabinoids with Density

Complete

(Testing Method: HPLC, CON-P-3000)
 Date Tested: 07/03/2023

Analyte	LOD	LOQ	Mass	Mass	Mass
	mg/mL	mg/mL	mg/mL	mg/g	%
Δ-8-Tetrahydrocannabinol (Δ-8 THC)	0.090	0.135	ND	ND	ND
Δ-9-Tetrahydrocannabinol (Δ-9 THC)	0.090	0.135	ND	ND	ND
Δ-9-Tetrahydrocannabinolic Acid (THCA-A)	0.090	0.135	ND	ND	ND
Δ-9-Tetrahydrocannabiphorol (Δ-9-THCP)	0.090	0.135	ND	ND	ND
Δ-9-Tetrahydrocannabivarin (Δ-9-THCV)	0.090	0.135	ND	ND	ND
Δ-9-Tetrahydrocannabivarinic Acid (Δ-9-THCVA)	0.090	0.135	ND	ND	ND
R-Δ-10-Tetrahydrocannabinol (R-Δ-10-THC)	0.090	0.135	ND	ND	ND
S-Δ-10-Tetrahydrocannabinol (S-Δ-10-THC)	0.090	0.135	ND	ND	ND
9R-Hexahydrocannabinol (9R-HHC)	0.090	0.135	ND	ND	ND
9S-Hexahydrocannabinol (9S-HHC)	0.090	0.135	ND	ND	ND
Tetrahydrocannabinol Acetate (THCO)	0.090	0.135	ND	ND	ND
Cannabidivarin (CBDV)	0.039	0.135	<LOQ	<LOQ	<LOQ
Cannabidivarinic Acid (CBDVA)	0.090	0.135	ND	ND	ND
Cannabidiol (CBD)	0.090	0.135	19.655	21.481	2.148
Cannabidiolic Acid (CBDA)	0.090	0.135	ND	ND	ND
Cannabigerol (CBG)	0.090	0.135	ND	ND	ND
Cannabigerolic Acid (CBGA)	0.090	0.135	ND	ND	ND
Cannabinol (CBN)	0.090	0.135	ND	ND	ND
Cannabinolic Acid (CBNA)	0.090	0.135	ND	ND	ND
Cannabichromene (CBC)	0.090	0.135	ND	ND	ND
Cannabichromenic Acid (CBCA)	0.090	0.135	ND	ND	ND
Total			19.655	21.481	2.148

Total THC = THCa * 0.877 + Δ9-THC; Total CBD = CBDA * 0.877 + CBD; LOQ = Limit of Quantitation; ND = Not Detected.

Total THC Measurement of Uncertainty: ± 0.050%
 Total CBD Measurement of Uncertainty: ± 2.000%
 THCO potency analysis does not designate quantitative specificity of Δ-8-THCO and Δ-9-THCO isomers

Sample Density: 0.915 g ;



New Bloom Labs
 6121 Heritage Park Drive, A500
 Chattanooga, TN 37416
 (844) 837-8223
 TN DEA#: RN0563975
 ANAB Testing Laboratory (AT-2868): ISO/IEC
 17025:2017

Natalie Siracusa
 Natalie Siracusa
 Laboratory Director

Powered by
 reLIMS
 info@relims.com

Prepared for:
CBD Texas Farms
7128 Rosson Lane Suite 6
Laredo, TX USA 78045

CBD Isolate Powder

Batch ID or Lot Number: GVL-TST571	Test, Test ID and Methods: Various	Matrix: Concentrate	Page 1 of 4
Reported: 21Apr2023	Started: 20Apr2023	Received: 20Apr2023	


Pesticides


Test ID: T000241933

Methods: TM17

(LC-QQ LC MS/MS)	Dynamic Range (ppb)	Result (ppb)		Dynamic Range (ppb)	Result (ppb)	
Abamectin	288 - 2828	ND		Malathion	302 - 2695	ND
Acephate	40 - 2763	ND		Metalaxyl	43 - 2697	ND
Acetamiprid	40 - 2708	ND		Methiocarb	41 - 2721	ND
Azoxystrobin	44 - 2714	ND		Methomyl	43 - 2742	ND
Bifenazate	40 - 2688	ND		MGK 264 1	164 - 1656	ND
Boscalid	43 - 2728	ND		MGK 264 2	113 - 1058	ND
Carbaryl	40 - 2699	ND		Myclobutanil	42 - 2719	ND
Carbofuran	41 - 2690	ND		Naled	42 - 2712	ND
Chlorantraniliprole	45 - 2732	ND		Oxamyl	41 - 2731	ND
Chlorpyrifos	41 - 2801	ND		Paclobutrazol	45 - 2694	ND
Clofentezine	285 - 2727	ND		Permethrin	312 - 2754	ND
Diazinon	283 - 2736	ND		Phosmet	41 - 2681	ND
Dichlorvos	287 - 2753	ND		Prophos	283 - 2712	ND
Dimethoate	41 - 2706	ND		Propoxur	42 - 2698	ND
E-Fenpyroximate	295 - 2776	ND		Pyridaben	295 - 2746	ND
Etofenprox	41 - 2738	ND		Spinosad A	31 - 2088	ND
Etoazole	299 - 2739	ND		Spinosad D	69 - 670	ND
Fenoxycarb	41 - 2738	ND		Spiromesifen	280 - 2738	ND
Fipronil	56 - 2725	ND		Spirotetramat	297 - 2732	ND
Flonicamid	42 - 2775	ND		Spiroxamine 1	19 - 1212	ND
Fludioxonil	302 - 2665	ND		Spiroxamine 2	23 - 1520	ND
Hexythiazox	42 - 2732	ND		Tebuconazole	276 - 2721	ND
Imazalil	294 - 2706	ND		Thiacloprid	40 - 2710	ND
Imidacloprid	43 - 2758	ND		Thiamethoxam	41 - 2759	ND
Kresoxim-methyl	42 - 2745	ND		Trifloxystrobin	43 - 2703	ND

Final Approval


Karen Winternheimer
21Apr2023
09:52:00 AM MDT
PREPARED BY / DATE


Sam Smith
21Apr2023
09:54:00 AM MDT
APPROVED BY / DATE

Prepared for:
CBD Texas Farms
7128 Rosson Lane Suite 6
Laredo, TX USA 78045

CBD Isolate Powder


Batch ID or Lot Number: GVL-TST571	Test, Test ID and Methods: Various	Matrix: Concentrate	Page 2 of 4
Reported: 21Apr2023	Started: 20Apr2023	Received: 20Apr2023	

Heavy Metals


Test ID: T000241935
Methods: TM19 (ICP-MS): Heavy Metals

Metals	Dynamic Range (ppm)	Result (ppm)	Notes
Arsenic	0.05 - 4.53	ND	
Cadmium	0.05 - 4.50	ND	
Mercury	0.04 - 4.44	ND	
Lead	0.04 - 4.50	ND	

Final Approval


Samantha Simola
24Apr2023
08:51:00 AM MDT

PREPARED BY / DATE


Karen Winternheimer
24Apr2023
08:58:00 AM MDT


APPROVED BY / DATE

Microbial Contaminants


Test ID: T000241934
Methods: TM25 (PCR) TM24, TM26, TM27 (Culture Plating)

	Method	LOD	Quantitation Range	Result	Notes
STEC	TM25: PCR	10 ⁰ CFU/25g	NA	Absent	Free from visual mold, mildew, and foreign matter
Salmonella	TM25: PCR	10 ⁰ CFU/25g	NA	Absent	
Total Yeast and Mold*	TM24: Culture Plating	10 ¹ CFU/g	1.0x10 ² - 1.5x10 ⁴	<LLOQ	
Total Aerobic Count*	TM26: Culture Plating	10 ² CFU/g	1.0x10 ³ - 1.5x10 ⁵	None Detected	
Total Coliforms*	TM27: Culture Plating	10 ¹ CFU/g	1.0x10 ² - 1.5x10 ⁴	None Detected	

Final Approval


Brianne Maillot
24Apr2023
05:00:00 PM MDT

PREPARED BY / DATE


Eden Thompson-Wright
25Apr2023
09:43:00 AM MDT

APPROVED BY / DATE

Prepared for:
CBD Texas Farms
7128 Rosson Lane Suite 6
Laredo, TX USA 78045

CBD Isolate Powder


Batch ID or Lot Number: GVL-TST571	Test, Test ID and Methods: Various	Matrix: Concentrate	Page 3 of 4
Reported: 21Apr2023	Started: 20Apr2023	Received: 20Apr2023	


Residual Solvents

Test ID: T000241936
Methods: TM04 (GC-MS): Residual

Solvents	Dynamic Range (ppm)	Result (ppm)	Notes
Propane	99 - 1981	ND	
Butanes (Isobutane, n-Butane)	204 - 4071	ND	
Methanol	63 - 1262	ND	
Pentane	101 - 2030	176	
Ethanol	105 - 2098	ND	
Acetone	104 - 2073	ND	
Isopropyl Alcohol	107 - 2140	ND	
Hexane	6 - 121	6	
Ethyl Acetate	103 - 2070	ND	
Benzene	0.2 - 4.3	ND	
Heptanes	112 - 2231	ND	
Toluene	19 - 380	ND	
Xylenes (m,p,o-Xylenes)	136 - 2719	ND	

Final Approval


PREPARED BY / DATE
Sam Smith
26Apr2023
03:01:00 PM MDT


APPROVED BY / DATE
Karen Winternheimer
26Apr2023
03:03:00 PM MDT

Prepared for:
CBD Texas Farms
7128 Rosson Lane Suite 6
Laredo, TX USA 78045

CBD Isolate Powder

Batch ID or Lot Number: GVL-TST571	Test, Test ID and Methods: Various	Matrix: Concentrate	Page 4 of 4
Reported: 21Apr2023	Started: 20Apr2023	Received: 20Apr2023	

Cannabinoids

Test ID: T000241932


Methods: TM14 (HPLC-DAD)

	LOD (%)	LOQ (%)	Result (%)	Result (mg/g)	Notes
Cannabichromene (CBC)	0.063	0.163	ND	ND	
Cannabichromenic Acid (CBCA)	0.057	0.149	ND	ND	
Cannabidiol (CBD)	0.183	0.431	96.920	969.20	
Cannabidiolic Acid (CBDA)	0.188	0.442	ND	ND	
Cannabidivarin (CBDV)	0.043	0.102	0.290	2.90	
Cannabidivarinic Acid (CBDVA)	0.078	0.184	ND	ND	
Cannabigerol (CBG)	0.036	0.093	ND	ND	
Cannabigerolic Acid (CBGA)	0.149	0.387	ND	ND	
Cannabinol (CBN)	0.047	0.121	ND	ND	
Cannabinolic Acid (CBNA)	0.102	0.264	ND	ND	
Delta 8-Tetrahydrocannabinol (Delta 8-THC)	0.178	0.461	ND	ND	
Delta 9-Tetrahydrocannabinol (Delta 9-THC)	0.161	0.419	ND	ND	
Delta 9-Tetrahydrocannabinolic Acid (THCA-A)	0.143	0.371	ND	ND	
Tetrahydrocannabivarin (THCV)	0.032	0.084	ND	ND	
Tetrahydrocannabivarinic Acid (THCVA)	0.126	0.328	ND	ND	
Total Cannabinoids			97.210	972.10	
Total Potential THC			ND	ND	
Total Potential CBD			96.920	969.20	

Final Approval


Karen Winternheimer
26Apr2023
08:59:00 AM MDT

PREPARED BY / DATE


Sam Smith
26Apr2023
09:01:00 AM MDT

APPROVED BY / DATE



<https://results.botanacor.com/api/v1/coas/uuid/41d1ba25-3b3c-476f-acc7-bdf7ec5ce540>

Definitions

LOD = Limit of Detection, ULOQ = Upper Limit of Quantitation, LLOQ = Lower Limit of Quantitation, PPB = Parts per Billion, % = % (w/w) = Percent (weight of analyte / weight of product). ND = None Detected (defined by dynamic range of the method). Total Potential Delta 9-THC or CBD is calculated to take into account the loss of a carboxyl group during decarboxylation step, using the following formulas: Total Potential Delta 9-THC = Delta 9-THC + (Delta 9-THCa *(0.877)) and Total CBD = CBD + (CBDa *(0.877)). Fail equates to a concentration level of Delta 9-THC, on a dry weight basis, higher than 0.3 percent + or - the measurement uncertainty. Total Potential THC is calculated using the following formulas to take into account the loss of a carboxyl group during decarboxylation step. Total THC = THC + (THCa *(0.877)). ALOQ = Above Limit Of Quantitation (defined by dynamic range of the method), CFU/g = Colony Forming Units per Gram. Values recorded in scientific notation, a common microbial practice of expressing numbers that are too large to be conveniently written in decimal form. Examples: 10² = 100 CFU, 10³ = 1,000 CFU, 10⁴ = 10,000 CFU, 10⁵ = 100,000 CFU.

Testing results are based solely upon the sample submitted to SC Laboratories, Inc., in the condition it was received. SC Laboratories, Inc., warrants that all analytical work is conducted professionally in accordance with all applicable standard laboratory practices using validated methods. Data was generated using an unbroken chain of comparison to NIST traceable Reference Standards and Certified Reference Materials. This report may not be reproduced, except in full, without the written approval of SC Laboratories, Inc. ISO/IEC 17025:2017 Accredited by A2LA. Some tests listed on this COA may not be within our scope of A2LA accreditation. Please visit [A2LA for more details](#).



Cert #4329.02
41d1ba253b3c476facc7bdf7ec5ce540.1

Prepared for:
CBD Texas Farms
7128 Rosson Lane Suite 6
Laredo, TX USA 78045

CBD Isolate Powder


Batch ID or Lot Number: GVL-TST571	Test, Test ID and Methods: Various	Matrix: Concentrate	Page 1 of 1
Reported: 16May2023	Started: 15May2023	Received: 10May2023	


Residual Solvents

Test ID: T000243683
Methods: TM04 (GC-MS): Residual

Solvents	Dynamic Range (ppm)	Result (ppm)	Notes
Propane	92 - 1844	ND	
Butanes (Isobutane, n-Butane)	188 - 3761	ND	
Methanol	60 - 1198	ND	
Pentane	94 - 1879	ND	
Ethanol	97 - 1941	ND	
Acetone	94 - 1888	ND	
Isopropyl Alcohol	97 - 1940	ND	
Hexane	6 - 112	ND	
Ethyl Acetate	95 - 1899	ND	
Benzene	0.2 - 4.1	ND	
Heptanes	100 - 1996	169	
Toluene	18 - 352	ND	
Xylenes (m,p,o-Xylenes)	129 - 2584	ND	

Final Approval


PREPARED BY / DATE
Sam Smith
16May2023
09:27:00 AM MDT


APPROVED BY / DATE
Karen Winternheimer
16May2023
09:50:00 AM MDT



<https://results.botanacor.com/api/v1/coas/uuid/bba789fb-0566-49d7-b2e3-2435737d6c3f>

Definitions
LOD = Limit of Detection, ULOQ = Upper Limit of Quantitation, LLOQ = Lower Limit of Quantitation, PPB = Parts per Billion, % = % (w/w) = Percent (weight of analyte / weight of product). ND = None Detected (defined by dynamic range of the method). Total Potential Delta 9-THC or CBD is calculated to take into account the loss of a carboxyl group during decarboxylation step, using the following formulas: Total Potential Delta 9-THC = Delta 9-THC + (Delta 9-THCa *(0.877)) and Total CBD = CBD + (CBDa *(0.877)). Fail equates to a concentration level of Delta 9-THC, on a dry weight basis, higher than 0.3 percent + or - the measurement uncertainty. Total Potential THC is calculated using the following formulas to take into account the loss of a carboxyl group during decarboxylation step. Total THC = THC + (THCa *(0.877)). ALOQ = Above Limit Of Quantitation (defined by dynamic range of the method), CFU/g = Colony Forming Units per Gram. Values recorded in scientific notation, a common microbial practice of expressing numbers that are too large to be conveniently written in decimal form. Examples: 10² = 100 CFU, 10³ = 1,000 CFU, 10⁴ = 10,000 CFU, 10⁵ = 100,000 CFU.

Testing results are based solely upon the sample submitted to SC Laboratories, Inc., in the condition it was received. SC Laboratories, Inc., warrants that all analytical work is conducted professionally in accordance with all applicable standard laboratory practices using validated methods. Data was generated using an unbroken chain of comparison to NIST traceable Reference Standards and Certified Reference Materials. This report may not be reproduced, except in full, without the written approval of SC Laboratories, Inc. ISO/IEC 17025:2017 Accredited by A2LA. Some tests listed on this COA may not be within our scope of A2LA accreditation. Please visit [A2LA for more details](#).



Cert #4329.02
bba789fb056649d7b2e32435737d6c3f.1